

FSL (Free Standing Lace) INSTRUCTIONS

Freestanding lace can be one of the most beautiful things about machine embroidery. Stitch out a specially digitized lace design onto water-soluble stabilizer, then rinse the stabilizer away, leaving only the stitches in a beautiful, airy pattern. Lace designs can be pretty, and they can be made into bookmarks, ornaments, mobiles, extra sparkle on a quilt or framed wall hanging.

Using the right materials and techniques can make a big difference in the quality of your finished lace. Read on to discover how to stitch freestanding lace designs, avoid common problems, and make your lacy designs look their best!

When you're stitching regular embroidery designs onto fabric, proper stabilizer, fabric, and hooping can all help prevent shifting and gaping. Freestanding lace is no different.

First things first: **THREAD**. Look at the thread list for the design you're stitching to see if it calls for any particular kind of thread. Some of the freestanding lace designs call for 30 to 50 weight cotton in order to stitch out properly; others call for the usual 40 weight rayon or polyneon (but should also do fine in 30 to 50 weight cotton if you like). If it calls for cotton, though, do use cotton, in order to make sure the lace will hold together properly.

Wind a bobbin (or a couple, if you're gonna need 'em) in the same thread you're going to use for your lace.

Next up, **STABILIZER**. You'll get the best results if you use a heavy duty **WOVEN** water-soluble stabilizer such as Vilene, Aqua Magic, Solvy Sulky, and etc.

Time for **HOOPING**. Grab your machine's embroidery hoop -- the smallest that will work with the design you want to stitch. Only stitch one lace piece per hooping. We know, that stabilizer's not cheap. But a piece of water-soluble stabilizer that's already had one design stitched in it is not going to support the next one as well as it otherwise would.

While we're at it, **NEEDLES**: We recommend a 75/11 sharp sewing needle for freestanding lace. The sharp tip and relatively narrow shaft will help minimize perforations in the stabilizer.


Once you've got a nice quality heavy-duty water-soluble stabilizer, hooping firmly is probably the most important factor in making sure your lace stitches out well. The more tension you can get here (without stretching the stabilizer, which would damage it, of course), the sturdier a foundation it will be.

Showtime! Thread your machine (don't forget the matching bobbin thread), load up the embroidery design file, attach the hoop, and start it a-stitchin'.

Change colors (top and bottom) if the design calls for it.

Once the design is done stitching, unhoop the stabilizer.

Cut or gently tear away the excess water-soluble stabilizer around the edges of the design, and soak/rinse away the stabilizer according to the package directions. Allow the lace to dry.



Design: FSLCriBoo1-4in.
 Width: 1.57 in
 Height: 3.91 in
 Stitches: 7328
 Colors: 8

#	Color	Description	Brand	Code
1			Madeira PolyNeon 40	1898
2			Madeira PolyNeon 40	1773
3			Madeira PolyNeon 40	1987
4			Madeira PolyNeon 40	1752
5			Madeira PolyNeon 40	1987
6			Madeira PolyNeon 40	1801
7			Madeira PolyNeon 40	1861
8			Madeira PolyNeon 40	1800
9			Madeira PolyNeon 40	1968
10			Madeira PolyNeon 40	1801















Design: FSLCriBoo2-4in.
 Width: 1.40 in
 Height: 3.90 in
 Stitches: 7351
 Colors: 4

#	Color	Description	Brand	Code
1			Madeira PolyNeon 40	1801
2			Madeira PolyNeon 40	1800
3			Madeira PolyNeon 40	1801
4			Madeira PolyNeon 40	1800
5			Madeira PolyNeon 40	1801
6			Madeira PolyNeon 40	1842
7			Madeira PolyNeon 40	1800
8			Madeira PolyNeon 40	1801
9			Madeira PolyNeon 40	1918
10			Madeira PolyNeon 40	1800



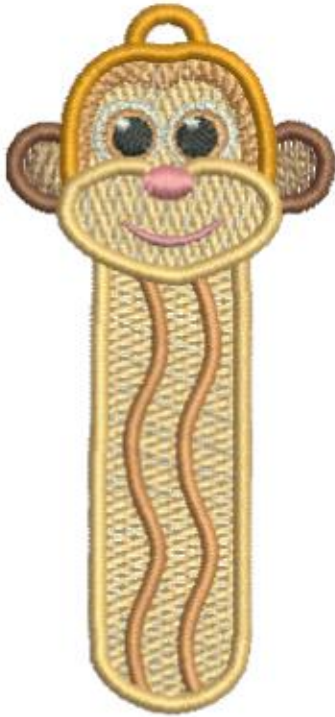
Design: FSLCriBoo3-4in.
 Width: 1.74 in
 Height: 3.88 in
 Stitches: 8219
 Colors: 7

#	Color	Description	Brand	Code
1			Madeira PolyNeon 40	1753
2			Madeira PolyNeon 40	1726
3			Madeira PolyNeon 40	1882
4			Madeira PolyNeon 40	1753
5			Madeira PolyNeon 40	1726
6			Madeira PolyNeon 40	1753
7			Madeira PolyNeon 40	1726
8			Madeira PolyNeon 40	1563
9			Madeira PolyNeon 40	1847
10			Madeira PolyNeon 40	1800
11			Madeira PolyNeon 40	1801
12			Madeira PolyNeon 40	1753















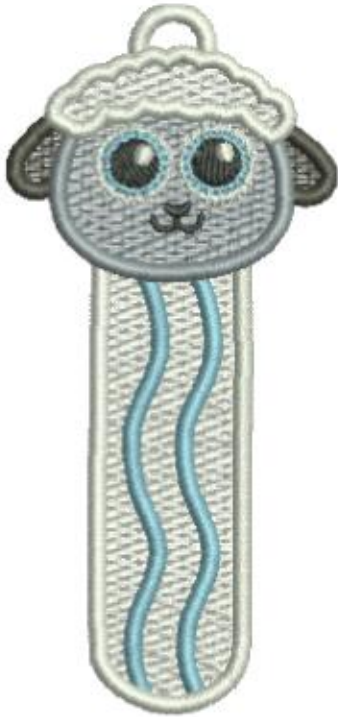
Design: FSLCriBoo4-4in.EMB
 Width: 1.41 in
 Height: 3.90 in
 Stitches: 7419
 Colors: 9
 Stops: 12
 Trims: 18

#	Color	Description	Brand	Code
1			Madeira PolyNeon 40	1951
2			Madeira PolyNeon 40	1974
3			Madeira PolyNeon 40	1773
4			Madeira PolyNeon 40	1620
5			Madeira PolyNeon 40	1773
6			Madeira PolyNeon 40	1801
7			Madeira PolyNeon 40	1749
8			Madeira PolyNeon 40	1800
9			Madeira PolyNeon 40	1801
10			Madeira PolyNeon 40	1811
11			Madeira PolyNeon 40	1974
12			Madeira PolyNeon 40	1866



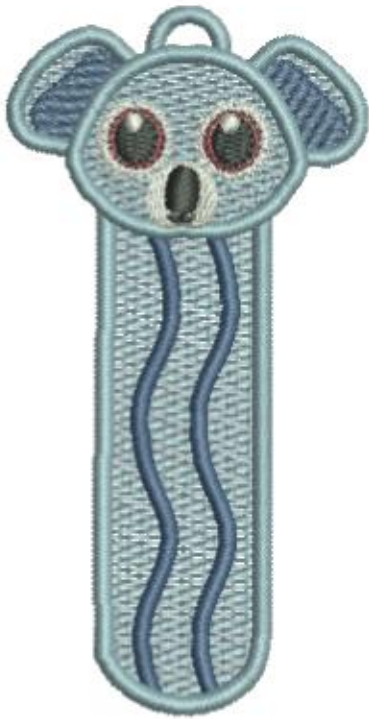
Design: FSLCriBoo5-4in.
 Width: 1.81 in
 Height: 3.90 in
 Stitches: 7405
 Colors: 9

#	Color	Description	Brand	Code
1			Madeira PolyNeon 40	1870
2			Madeira PolyNeon 40	1753
3			Madeira PolyNeon 40	1658
4			Madeira PolyNeon 40	1726
5			Madeira PolyNeon 40	1801
6			Madeira PolyNeon 40	1753
7			Madeira PolyNeon 40	1800
8			Madeira PolyNeon 40	1801
9			Madeira PolyNeon 40	1763
10			Madeira PolyNeon 40	1870
11			Madeira PolyNeon 40	1620
12			Madeira PolyNeon 40	1917



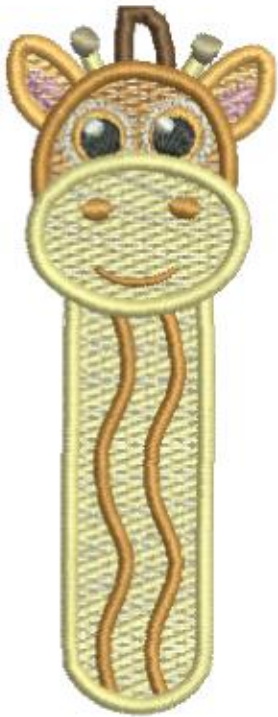
Design: FSLCriBoo6-4in
 Width: 1.82 in
 Height: 3.90 in
 Stitches: 7209
 Colors: 5

#	Color	Description	Brand	Code
1			Madeira PolyNeon 40	1801
2			Madeira PolyNeon 40	1628
3			Madeira PolyNeon 40	1801
4			Madeira PolyNeon 40	1739
5			Madeira PolyNeon 40	1611
6			Madeira PolyNeon 40	1801
7			Madeira PolyNeon 40	1628
8			Madeira PolyNeon 40	1800
9			Madeira PolyNeon 40	1801
10			Madeira PolyNeon 40	1800
















Design: FSLCriBoo7-4in.
 Width: 1.99 in
 Height: 3.90 in
 Stitches: 7827
 Colors: 5

#	Color	Description	Brand	Code
1			Madeira PolyNeon 40	1761
2			Madeira PolyNeon 40	1764
3			Madeira PolyNeon 40	1761
4			Madeira PolyNeon 40	1764
5			Madeira PolyNeon 40	1761
6			Madeira PolyNeon 40	1801
7			Madeira PolyNeon 40	1974
8			Madeira PolyNeon 40	1800
9			Madeira PolyNeon 40	1801















Design: FSLCriBoo8-4in.
 Width: 1.48 in
 Height: 3.89 in
 Stitches: 7530
 Colors: 8

#	Color	Description	Brand	Code
1			Madeira PolyNeon 40	1861
2			Madeira PolyNeon 40	1773
3			Madeira PolyNeon 40	1755
4			Madeira PolyNeon 40	1831
5			Madeira PolyNeon 40	1728
6			Madeira PolyNeon 40	1945
7			Madeira PolyNeon 40	1773
8			Madeira PolyNeon 40	1801
9			Madeira PolyNeon 40	1755
10			Madeira PolyNeon 40	1800
11			Madeira PolyNeon 40	1801
12			Madeira PolyNeon 40	1773
13			Madeira PolyNeon 40	1861












Design: FSLCriBoo9-4in
 Width: 1.78 in
 Height: 3.91 in
 Stitches: 8319
 Colors: 6

#	Color	Description	Brand	Code
1			Madeira PolyNeon 40	1886
2			Madeira PolyNeon 40	1739
3			Madeira PolyNeon 40	1660
4			Madeira PolyNeon 40	1739
5			Madeira PolyNeon 40	1886
6			Madeira PolyNeon 40	1658
7			Madeira PolyNeon 40	1800
8			Madeira PolyNeon 40	1886
9			Madeira PolyNeon 40	1660
10			Madeira PolyNeon 40	1886
11			Madeira PolyNeon 40	1800
12			Madeira PolyNeon 40	1718



Design:
 FSLCriBoo10-4in
 Width: 1.83 in
 Height: 3.90 in
 Stitches: 8030
 Colors: 4

#	Color	Description	Brand	Code
1			Madeira PolyNeon 40	1727
2			Madeira PolyNeon 40	1800
3			Madeira PolyNeon 40	1727
4			Madeira PolyNeon 40	1801
5			Madeira PolyNeon 40	1755
6			Madeira PolyNeon 40	1800
7			Madeira PolyNeon 40	1801
8			Madeira PolyNeon 40	1727
9			Madeira PolyNeon 40	1801